

RS PRO R30 plus SC

warm white
EAN 4007841 067793
Article number 067793



LED

36 years (Ø 4,5h / day)



Settings via App

3000 K

3000K warm-white



high frequency sensor 360°



max. 10 m



2 - 2000 lux



IP40



Light source not exchangeable



Control gear not exchangeable



5 sec - 30 min

Function description

Digital. Ingenious. Wirelessly adjustable via app, the digital RS PRO R30 plus SC sensor-switched light makes connected lighting incredibly easy. Easily started up, interconnected and adjusted in any chosen way via app, it comes with 4 lighting functions: basic light level, backlight, dimmable main light and emergency light. High-precision HF sensor (10 m reach). The opal diffuser bonnet ensures even light distribution. 23,7 W, 2813 lm. 3000 K, 420 x 55 mm. Emergency lighting operation is alternatively possible via connection to central battery systems.

Technical specifications

| | |
|---|--|
| Dimensions (Ø x H) | 420 x 55 mm |
| With lamp | Yes, STEINEL LED system |
| With motion detector | Yes |
| Manufacturer's Warranty | 5 years |
| Settings via | Bluetooth |
| With remote control | No |
| Version | warm white |
| PU1, EAN | 4007841067793 |
| Application, place | Indoors |
| Application, room | corridor / aisle, changing room, function room / ancillary room, kitchenette, stairwell, Indoors |
| Colour | white |
| includes sheet of self-adhesive numbers | No |
| Installation site | wall, ceiling |
| Installation | Wall, Ceiling, Surface wiring |

| | |
|----------------------------|---|
| Colour temperature | 3000 K |
| Colour variation LED | SDCM3 |
| Lamp | LED cannot be replaced |
| Base | without |
| LED cooling system | Passive Thermo Control |
| Soft light start | Yes |
| Continuous light | selectable |
| Functions | Group parameterisation, Manual ON / ON-OFF, Neighbouring group function, Backlight, Orientation light, Connection to central battery systems, Adjustable fade time when switching on and off, Free selection of the light value in a luminaire group, Encrypted communication, Motions sensor, Light sensor |
| Twilight setting | 2 – 2000 lx |
| Time setting | 5 s – 60 Min. |
| Basic light level function | Yes |

RS PRO R30 plus SC

warm white

EAN 4007841 067793

Article number 067793



Technical specifications

| | |
|---|---|
| Impact resistance | IK07 |
| IP-rating | IP40 |
| Protection class | II |
| Ambient temperature | from -20 up to 40 °C |
| Housing material | Plastic |
| Cover material | PC, opal |
| Mains power supply | 220 – 240 V / 50 – 60 Hz |
| Power consumption | 0,3 W |
| Mounting height max. | 4,00 m |
| HF-system | 5,8 GHz |
| Slave modeselectable | Yes |
| Detection | also through glass, wood and stud walls |
| Capability of masking out individual segments | Yes |
| Electronic scalability | Yes |
| Mechanical scalability | No |
| Reach, radial | Ø 10 m (79 m ²) |
| Reach, tangential | Ø 10 m (79 m ²) |
| Photo-cell controller | Yes |
| Transmitter power | < 1 mW |
| Luminous flux total product | 2813 lm |
| Total product efficiency | 119 lm/W |

| | |
|--|----------------------------------|
| Basic light level function, detail | LED Backlight |
| Basic light level function time | 1-60 min |
| Main light adjustable | 0 - 100 % |
| Twilight setting TEACH | Yes |
| Interconnection | Yes |
| Type of interconnection | Master/master, Master/slave |
| Interconnection via | Bluetooth Mesh |
| Lifetime LED according to IEC-62717 (L70) | 100000 |
| Lifetime LED according to IEC-62717 (L80) | 74000 |
| Lebensdauer LED nach IES TM-21 (L70) | 60000 |
| Lifetime LED according to IES TM-21 (L80) | 60000 |
| Fuse protection B10 | 46 |
| Fuse protection B16 | 74 |
| Fuse protection C10 | 77 |
| Fuse protection C16 | 122 |
| Basic light level function in per cent | 0 – 100 % |
| Output | 23,7 W |
| Colour Rendering Index CRI | = 82 |
| Photobiological safety in accordance with EN 62471 | RG1 |
| Starting current, maximum | 13 A |
| Angle of aperture | 160 ° |
| IP-rating, ceiling | IP40 |
| Detection angle | 360 ° |
| Product category | Sensor-switched LED indoor light |

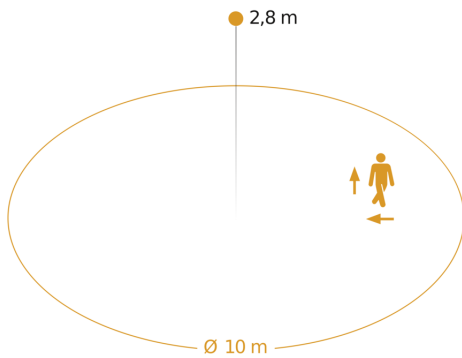
Accessories

| | |
|--------------------|---|
| EAN 4007841 064143 | R-series emergency light module |
| EAN 4007841 087234 | Adapter R-Series for Emergency Light Switch |
| EAN 4007841 084653 | Wireless push button PB2-Bluetooth |
| EAN 4007841 084660 | Wireless push button PB4-Bluetooth |

RS PRO R30 plus SC

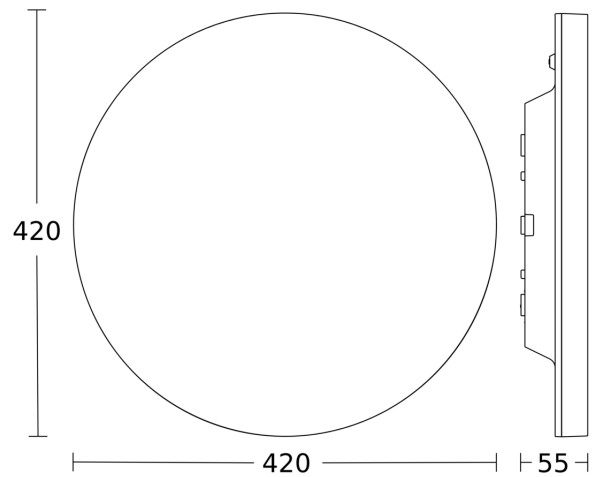
warm white
EAN 4007841 067793
Article number 067793

Detection Zone

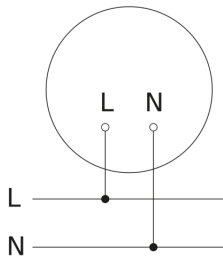


Possible mounting height: 2,00 m - 4,00 m
Orange: radial and tangential

Dimension Drawing



Slave/wireless master interconnection circuit diagram



Master/master interconnection circuit diagram

